



BEDANKT VOOR  
HET  
DOWNLOADEN!



#### **Gebruiksvoorwaarden**

Dit materiaal is met zorg door juf Shanna gemaakt. Het is niet oké om dit materiaal te verspreiden onder je eigen naam. Dit materiaal mag niet zonder schriftelijke toestemming van juf Shanna worden aangepast of worden overgenomen. Dit geldt ook voor de afbeeldingen. Het is niet toegestaan om direct naar het download bestand (pdf) te verwijzen. Link de pagina waarop je verwijst naar het desbetreffende bestand.

# lente boekje



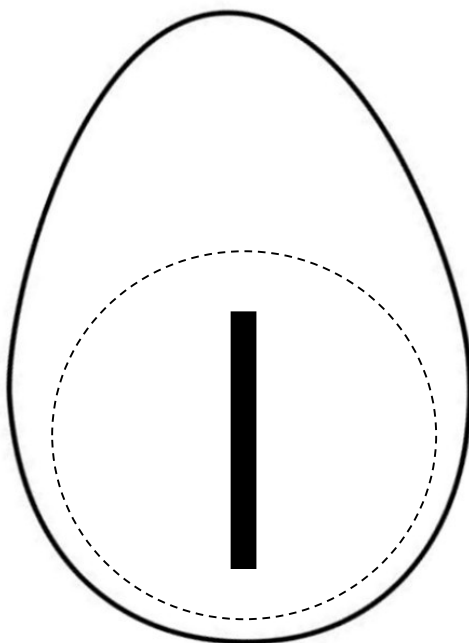




naam:

# letter

de **l** is van lente, maar ook van...

omcirkel en/of kleur de plaatjes die beginnen met de letter **l**.












antwoorden: lieveheersbeestje - leeuw - laarzen - lam - lamp - lolly

# letter

de **b** is van boerderij, maar ook van...

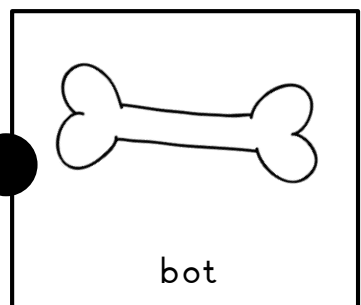



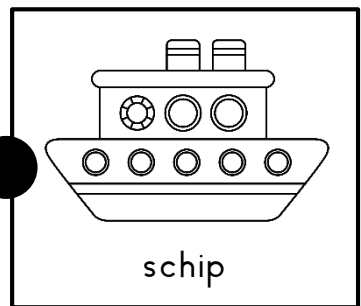
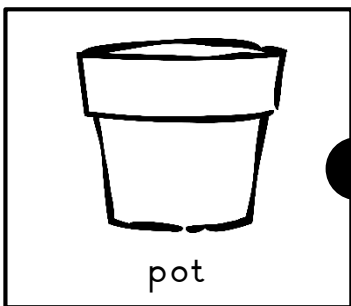




omcirkel en/of kleur de plaatjes die beginnen met de letter **b**.



antwoorden: boer - beer - boot - boom - banaan - ballon


# rijmen

kijk naar de plaatjes. er rijmt telkens een plaatje uit de eerste rij op een plaatje uit de tweede rij. trek een lijn of geef de twee plaatjes dezelfde kleur.




# stempelen

stempel of schrijf de woorden na




haan

Blank space for stamping or writing the word 'haan'.




bloem

Blank space for stamping or writing the word 'bloem'.




varken

Blank space for stamping or writing the word 'varken'.



koe

Blank space for stamping or writing the word 'koe'.




worm


Blank space for stamping or writing the word 'worm'.

# woorden maken


kijk naar het woord. zet een cirkel om de letters die dat woord maken.

kip 


k  
r h m  
i p e w  
ui n t

vlinder 


i d n  
p e ie l  
ee w r v f

pot 

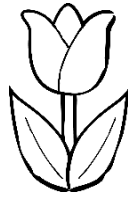
g v d  
a l p t  
i o f z

gans 

s n  
a v p g  
f m k o

worm 

h  
r  
n s p o  
m w u t

tulp 




p u a  
w j b  
z t e l

# woorden lezen

lees het woord (hakken en plakken) en kleur het juiste plaatje in.




k i p

kip






t a k

tak




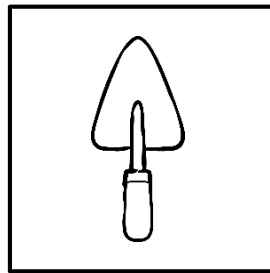

l a m

lam



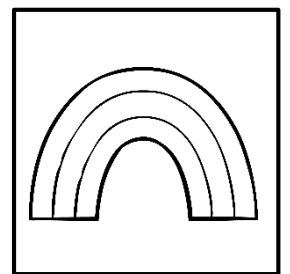


p o t

pot







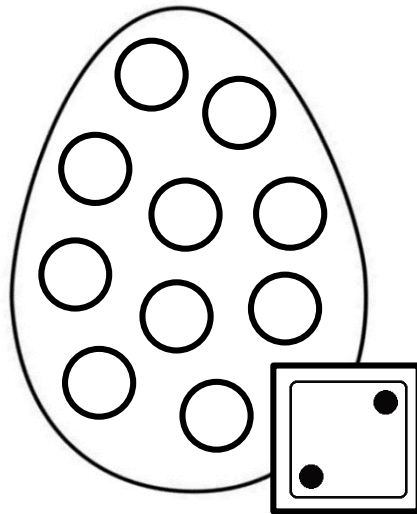

z o n

zon



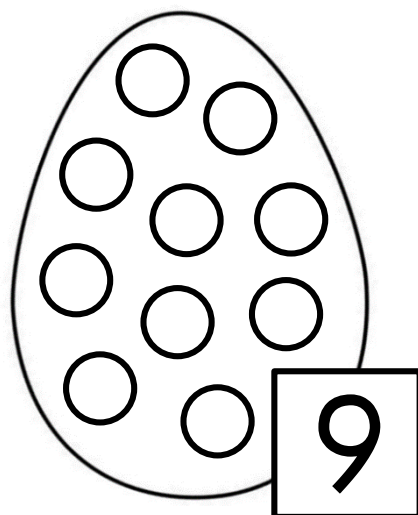
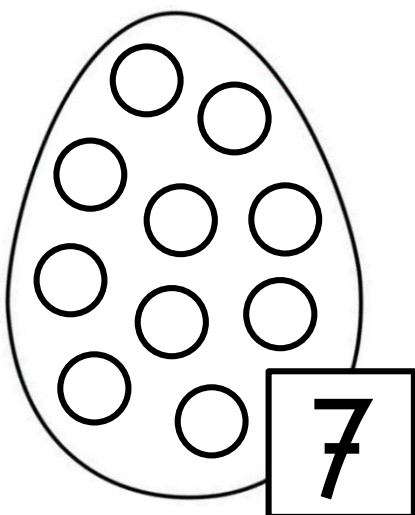
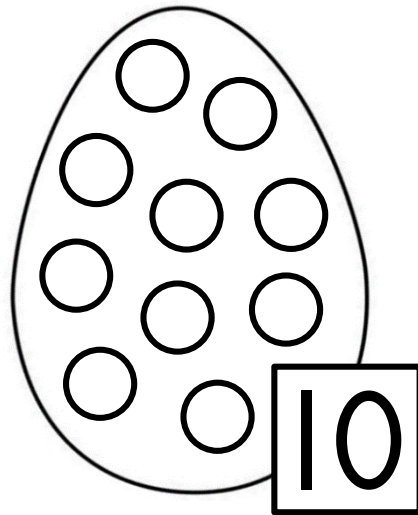


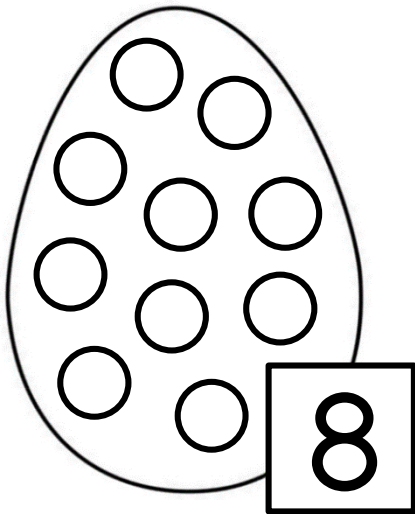
# tellen

bij elk ei staat met hoeveel stippen hij versierd moet worden. kun jij de eieren versieren door het juiste aantal stippen in te kleuren.






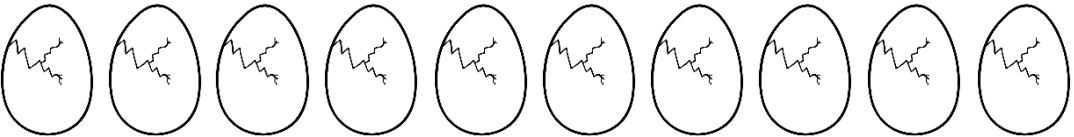



# tellen

bij elk ei staat met hoeveel stippen hij versierd moet worden. kun jij de eieren versieren door het juiste aantal stippen in te kleuren.










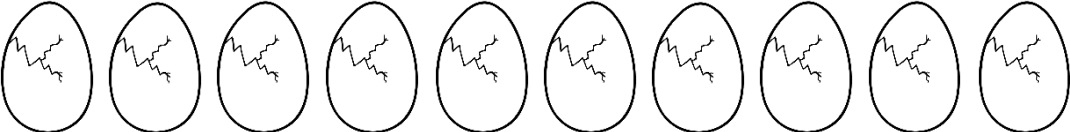




# tellen

kijk naar het getal en kleur het juiste aantal

|   |  |
|---|--|
| 5 |    |
| 8 |    |
| 2 |    |
| 6 |  |
| 4 |  |
| 7 |  |
| 9 |  |

# tellen


tel de ogen op de dobbelsteen en kleur het juiste aantal






|  |  |
|--|--|
|    |    |
|    |    |
|   |   |
|  |  |
|  |  |
|  |  |

# tellen

## dierengrafiek

tel de dieren en kleur hetzelfde aantal vakken in op de grafiek.



|   |   |   |   |  |   |
|---|---|---|---|--|---|
| 6 |   |   |   |  |   |
| 5 |   |   |   |  |   |
| 4 |   |   |   |  |   |
| 3 |   |   |   |  |   |
| 2 |   |   |   |  |   |
| 1 |   |   |   |  |   |
|   |  |  |  |  |  |

# tellen

de kippen hebben eieren gelegd. hoeveel eieren zitten er in elke eierdoos? tel en kleur het goede antwoord.

|   |   |   |   |  |
|---|---|---|---|--|
| ○ | ○ | ○ | ○ |  |
|   |   |   |   |  |

|   |   |   |   |    |
|---|---|---|---|----|
| 1 | 2 | 3 | 4 | 5  |
| 6 | 7 | 8 | 9 | 10 |

|   |   |  |  |  |
|---|---|--|--|--|
| ○ | ○ |  |  |  |
|   |   |  |  |  |

|   |   |   |   |    |
|---|---|---|---|----|
| 1 | 2 | 3 | 4 | 5  |
| 6 | 7 | 8 | 9 | 10 |

|   |   |   |   |   |
|---|---|---|---|---|
| ○ | ○ | ○ | ○ | ○ |
| ○ | ○ |   |   |   |

|   |   |   |   |    |
|---|---|---|---|----|
| 1 | 2 | 3 | 4 | 5  |
| 6 | 7 | 8 | 9 | 10 |

|   |   |   |   |   |
|---|---|---|---|---|
| ○ | ○ | ○ | ○ | ○ |
| ○ | ○ | ○ | ○ |   |

|   |   |   |   |    |
|---|---|---|---|----|
| 1 | 2 | 3 | 4 | 5  |
| 6 | 7 | 8 | 9 | 10 |

|   |   |   |   |   |
|---|---|---|---|---|
| ○ | ○ | ○ | ○ | ○ |
| ○ | ○ | ○ |   |   |

|   |   |   |   |    |
|---|---|---|---|----|
| 1 | 2 | 3 | 4 | 5  |
| 6 | 7 | 8 | 9 | 10 |

|   |   |   |  |  |
|---|---|---|--|--|
| ○ | ○ | ○ |  |  |
|   |   |   |  |  |

|   |   |   |   |    |
|---|---|---|---|----|
| 1 | 2 | 3 | 4 | 5  |
| 6 | 7 | 8 | 9 | 10 |

|   |   |   |   |   |
|---|---|---|---|---|
| ○ | ○ | ○ | ○ | ○ |
| ○ | ○ | ○ | ○ | ○ |


|   |   |   |   |    |
|---|---|---|---|----|
| 1 | 2 | 3 | 4 | 5  |
| 6 | 7 | 8 | 9 | 10 |

|   |   |   |   |   |
|---|---|---|---|---|
| ○ | ○ | ○ | ○ | ○ |
|   |   |   |   |   |

|   |   |   |   |    |
|---|---|---|---|----|
| 1 | 2 | 3 | 4 | 5  |
| 6 | 7 | 8 | 9 | 10 |

|   |   |   |   |   |
|---|---|---|---|---|
| ○ | ○ | ○ | ○ | ○ |
| ○ |   |   |   |   |

|   |   |   |   |    |
|---|---|---|---|----|
| 1 | 2 | 3 | 4 | 5  |
| 6 | 7 | 8 | 9 | 10 |



# tellen

de kippen hebben eieren gelegd. hoeveel eieren zijn het samen? tel en kleur het goede antwoord.

|   |   |   |   |   |
|---|---|---|---|---|
| ○ | ○ | ○ | ○ | ○ |
| ○ | ○ | ○ | ○ | ○ |
| ○ | ○ | ○ | ○ |   |
|   |   |   |   |   |

|    |    |    |    |    |
|----|----|----|----|----|
| 11 | 12 | 13 | 14 | 15 |
| 16 | 17 | 18 | 19 | 20 |

|   |   |   |   |   |
|---|---|---|---|---|
| ○ | ○ | ○ | ○ | ○ |
| ○ | ○ | ○ | ○ | ○ |
| ○ | ○ |   |   |   |
|   |   |   |   |   |

|    |    |    |    |    |
|----|----|----|----|----|
| 11 | 12 | 13 | 14 | 15 |
| 16 | 17 | 18 | 19 | 20 |

|   |   |   |   |   |
|---|---|---|---|---|
| ○ | ○ | ○ | ○ | ○ |
| ○ | ○ | ○ | ○ | ○ |
| ○ | ○ | ○ | ○ | ○ |
| ○ | ○ |   |   |   |

|    |    |    |    |    |
|----|----|----|----|----|
| 11 | 12 | 13 | 14 | 15 |
| 16 | 17 | 18 | 19 | 20 |

|   |   |   |   |   |
|---|---|---|---|---|
| ○ | ○ | ○ | ○ | ○ |
| ○ | ○ | ○ | ○ | ○ |
| ○ | ○ | ○ | ○ | ○ |
| ○ | ○ | ○ | ○ |   |

|    |    |    |    |    |
|----|----|----|----|----|
| 11 | 12 | 13 | 14 | 15 |
| 16 | 17 | 18 | 19 | 20 |

|   |   |   |   |   |
|---|---|---|---|---|
| ○ | ○ | ○ | ○ | ○ |
| ○ | ○ | ○ | ○ | ○ |
| ○ |   |   |   |   |
|   |   |   |   |   |

|    |    |    |    |    |
|----|----|----|----|----|
| 11 | 12 | 13 | 14 | 15 |
| 16 | 17 | 18 | 19 | 20 |

|   |   |   |   |   |
|---|---|---|---|---|
| ○ | ○ | ○ | ○ | ○ |
| ○ | ○ | ○ | ○ | ○ |
| ○ | ○ | ○ |   |   |
|   |   |   |   |   |


|    |    |    |    |    |
|----|----|----|----|----|
| 11 | 12 | 13 | 14 | 15 |
| 16 | 17 | 18 | 19 | 20 |

|   |   |   |   |   |
|---|---|---|---|---|
| ○ | ○ | ○ | ○ | ○ |
| ○ | ○ | ○ | ○ | ○ |
| ○ | ○ | ○ | ○ | ○ |
| ○ | ○ | ○ | ○ | ○ |

|    |    |    |    |    |
|----|----|----|----|----|
| 11 | 12 | 13 | 14 | 15 |
| 16 | 17 | 18 | 19 | 20 |

|   |   |   |   |   |
|---|---|---|---|---|
| ○ | ○ | ○ | ○ | ○ |
| ○ | ○ | ○ | ○ | ○ |
| ○ | ○ | ○ |   |   |
|   |   |   |   |   |


|    |    |    |    |    |
|----|----|----|----|----|
| 11 | 12 | 13 | 14 | 15 |
| 16 | 17 | 18 | 19 | 20 |




# getallen

welk geitje is ontsnapt?


zet een cirkel om het juiste getal.




|   |   |
|---|---|
| 5 | 3 |
| 7 | 6 |




|    |   |
|----|---|
| 10 | 7 |
| 5  | 4 |




|   |   |
|---|---|
| 2 | 8 |
| 1 | 6 |



|   |   |
|---|---|
| 2 | 5 |
| 8 | 6 |



|   |    |
|---|----|
| 5 | 10 |
| 8 | 1  |



|   |   |
|---|---|
| 3 | 1 |
| 5 | 8 |